

User-friendly

- Central management of all customer and plant data
- Easy to understand reporting

- World-wide access via the Internet - via PC and mobile phones

Personalization

- Personalized configuration of pages and diagrams
- Individual yield and event reports sent via e-mail

Informative

- Fully automatic yield comparison of plant devices
- Professional integration into personal website


SUNNY PORTAL

Professional management, monitoring and presentation of PV plants


Whether for small residential systems or a large PV farm, centralized management and system monitoring saves time and money. Through the Sunny Portal, plant operators and installers have access to key data at any time. Pre-configured standard pages can be easily customized or supplemented. Whether as a data table or as a diagram: SMA solutions allow almost infinite options for analyzing measured data or visualizing yields. The yields of all inverters in a plant are compared automatically, allowing for the detection of even the smallest deviations. The powerful reporting functions also provide regular updates via e-mail to help ensure yields.

Technical Data	Sunny Portal
Languages	
Available languages	German, English, Italian, Spanish, French, Dutch, Portuguese, Greek, Korean, Czech, Chinese
System requirements	
Supported operating systems	All / optimized access for mobile devices
Plant information	
Plant description	Overview of the key properties of the PV plant
Annual comparison	Quick yield overview of the entire operating period
Energy balance	Overview of purchased and fed in power and self-consumption, if applicable (power meter integration via Meter Connection Box or Sunny Home Manager required)
Plant log book	Access to messages regarding plant events
Device overview	Properties and parameters of the devices in the PV plant
Software	
Recommended browsers	Firefox, Internet Explorer, version 7 and later, Safari
Other	JavaScript and cookies enabled
Supported data logger	Sunny WebBox, Sunny Home Manager
Access	
Website	www.sunnyportal.com
Smartphone	www.sunnyportal.mobi, Sunny Portal App for iPhone and Android
Plant management	
Sunny Portal Account	One password for all your plants in Sunny Portal
Page design	
Standard pages	Automatic standard pages for the most common plant monitoring and presentation needs
Personalized pages	A variety of templates for page construction
Page modules	Tables, diagrams, custom images, free text, plant overview (CO ₂ , remuneration, energy)
Visualization of yield and measured values	
Diagram types	Selection of six diagram types for optimum presentation of yield & measured values, bar graphs, area charts, and line charts (with, without, or only tags), as well as XY diagrams
Tables	Individual configuration of charts for all yield and measured values
Time periods	From 5 minutes to 1 year, various time intervals selectable (depending on provided data)
Monitoring	
Inverter comparison	Fully automatic and ongoing inverter yield comparison and e-mail alarms
Communication monitoring	Ongoing monitoring and, when necessary, alarms for the connection between Sunny Portal and Sunny WebBox, the Sunny Home Manager and the Power Reducer Box
Status reports	
Information reports	Daily or monthly reports on energy yield, maximum output, remuneration, CO ₂ reduction via e-mail; a self-defined page can also be sent from Sunny Portal
Event reports	Hourly or daily reports on information, warnings, faults and errors, with personalized content and recipients
Report format	Text, PDF, HTML
Individual access	
Publication of specific pages	Access via the public area on Sunny Portal by all Internet users, ideal for personalized presentations on personal Web sites
User roles	Assign roles of "guest", "standard user", "installer" and "plant administrator" to easily determine who has which viewing and configuration rights
Type designation	Sunny Portal


SUNNYPORTALDEN111912 SMA und Sunny Portal sind eingetragene Warenzeichen der SMA Solar Technology AG. Text und Abbildungen entsprechen dem technischen Stand bei Drucklegung. Technische Änderungen vorbehalten. Keine Haftung für Druckfehler. Gedruckt auf chlorfrei hergestelltem Papier.



Management of several PV plants from one central location



Monitoring without having to be on-site




Quick overview of measured and yield values of the PV plant




Easy diagnostics through display of measured values and event log



High-performance reporting to help safeguard yields



Personalized access to screen options and functions



Flexible page design for individual presentation of the PV plant



Standard pages for the most common display options